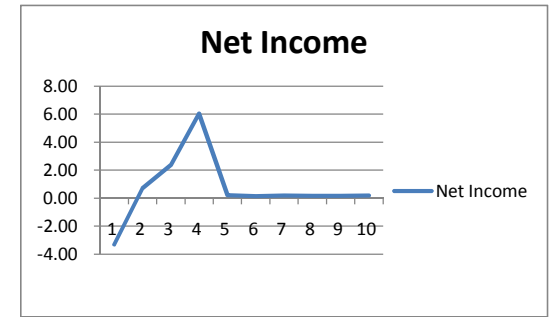
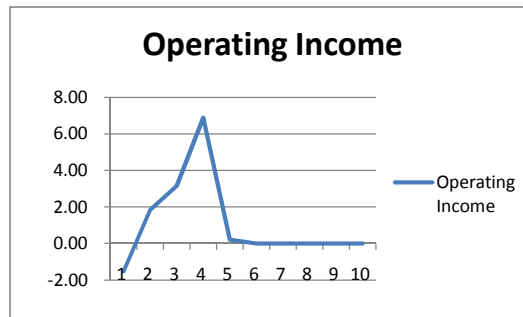
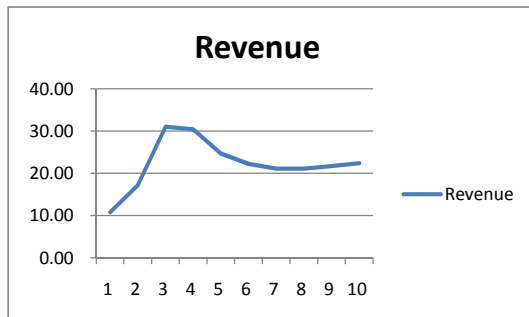


		Dec-06	Dec-07	Dec-08	Dec-09	Dec-10	Dec-11	Dec-12	Dec-13	Dec-14	Dec-15
매출액	Revenue	10.80	17.20	31.03	30.45	24.68	22.21	21.10	21.10	21.73	22.39
매출원가	COGS	8.99	13.50	25.39	20.86	22.12	19.99	18.99	18.99	19.56	20.15
매출총이익	Gross Margin	1.81	3.71	5.63	9.59	2.55	2.22	2.11	2.11	2.17	2.24
판매비와관리비	SG&A	3.34	1.88	2.48	2.72	2.34	2.22	2.11	2.11	2.17	2.24
영업이익	Operating Income	-1.53	1.83	3.16	6.87	0.22	0.00	0.00	0.00	0.00	0.00
영업외수익	Non-operating income	0.39	0.54	1.80	1.88	1.62	1.55	1.48	1.48	1.52	1.57
영업외비용	Non-operating expense	2.01	1.69	2.60	1.64	1.64	1.36	1.19	1.25	1.28	1.30
법인세차감전계속사업이익	EBT	-3.16	0.69	2.37	7.11	0.18	0.19	0.28	0.23	0.24	0.26
법인세비용	Taxes	0.13	0.00	0.00	1.05	-0.02	0.06	0.08	0.07	0.07	0.08
계속사업이익	Continuing Operations Income	-3.16	0.69	2.37	7.11	0.18	0.14	0.20	0.16	0.17	0.18
중단사업이익	Non-continuing operations income	0.00	0.00	0.00	0.00	0.00	0.00	0.00	0.00	0.00	0.00
당기순이익	Net Income	-3.29	0.69	2.37	6.05	0.21	0.14	0.20	0.16	0.17	0.18

성장율	Growth Rate	N/A	59.36%	80.35%	-1.86%	-18.95%	-10.00%	-5.00%	0.00%	3.00%	3.00%
세금율	Tax Rate	-4.09%	0.00%	0.00%	14.77%	-9.52%	30.00%	30.00%	30.00%	30.00%	30.00%

		% 매출비율									
		% of Revenue									
매출원가	COGS	83.27%	78.45%	81.84%	68.50%	89.65%	90.00%	90.00%	90.00%	90.00%	90.00%
매출총이익	Gross Margin	16.73%	21.55%	18.16%	31.50%	10.35%	10.00%	10.00%	10.00%	10.00%	10.00%
판매비와관리비	SG&A	30.92%	10.90%	7.98%	8.93%	9.48%	10.00%	10.00%	10.00%	10.00%	10.00%
영업이익	Operating Income	-14.18%	10.65%	10.17%	22.57%	0.87%	0.00%	0.00%	0.00%	0.00%	0.00%
영업외수익	Non-operating income	3.59%	3.15%	5.79%	6.19%	6.55%	7.00%	7.00%	7.00%	7.00%	7.00%
영업외비용	Non-operating expense	18.65%	9.80%	8.37%	5.40%	6.66%	6.81%	6.29%	6.58%	6.56%	6.48%
법인세차감전계속사업이익	EBT	-29.24%	4.00%	7.62%	23.33%	0.73%	0.87%	1.34%	1.07%	1.10%	1.17%
법인세비용	Taxes	1.20%	0.00%	0.00%	3.45%	-0.07%	0.26%	0.40%	0.32%	0.33%	0.35%
계속사업이익	Continuing Operations Income	-29.24%	4.00%	7.62%	23.33%	0.73%	0.61%	0.94%	0.75%	0.77%	0.82%
중단사업이익	Non-continuing operations income	0.00%	0.00%	0.00%	0.00%	0.00%	0.00%	0.00%	0.00%	0.00%	0.00%
당기순이익	Net Income	-30.52%	4.00%	7.62%	19.86%	0.84%	0.61%	0.94%	0.75%	0.77%	0.82%



		Dec-06	Dec-07	Dec-08	Dec-09	Dec-10	Dec-11	Dec-12	Dec-13	Dec-14	Dec-15
현금및현금성자산	Cash and Cash Equivalents	1.94	0.63	3.33	3.59	3.27	5.60	7.59	9.51	11.47	13.53
단기예금	Short term Investments	0.77	0.21	0.23	5.38	10.37	10.37	10.37	10.37	10.37	10.37
매출채권	Accounts Receivable	2.17	1.80	2.18	1.91	3.37	3.37	3.37	3.37	3.37	3.37
재고자산	Inventory	0.65	1.14	2.00	1.66	2.06	2.06	2.06	2.06	2.06	2.06
기타	Other Current Assets	2.32	1.37	0.95	0.84	1.26	1.26	1.26	1.26	1.26	1.26
유동자산	Current Assets	7.85	5.14	8.71	13.38	20.34	22.67	24.65	26.58	28.53	30.60
지분법적용투자주식	Investment Stock using Equity Method	1.47	2.26	3.91	3.47	2.49	2.49	2.49	2.49	2.49	2.49
설비자산	Tangible Assets	0.87	0.88	1.19	1.09	2.44	2.44	2.44	2.44	2.44	2.44
개발비	Capitalized Research	0.81	0.78	1.06	1.26	0.82	0.82	0.82	0.82	0.82	0.82
기타비유동자산	Other non-liquid assets	0.27	1.15	1.26	0.52	1.20	1.20	1.20	1.20	1.20	1.20
산업재산권	Industrial Property Rights	0.03	0.04	0.05	0.07	0.23	0.23	0.23	0.23	0.23	0.23
기타	Other Long Term Assets	-0.17	0.31	-0.31	0.26	1.46	1.46	1.46	1.46	1.46	1.46
비유동자산	Long Term Assets	3.45	5.12	7.47	6.42	7.18	7.18	7.18	7.18	7.18	7.18
자산총계	Total Assets	11.13	10.57	15.86	20.05	28.98	29.85	31.84	33.76	35.72	37.78
유동부채	Current Liability	6.31	7.55	6.92	5.37	5.73	5.73	5.73	5.73	5.73	5.73
비유동부채	Long Term Liability	3.22	0.42	1.39	0.08	0.25	0.25	0.25	0.25	0.25	0.25
사채	Long Term Debt	2.24	0.00	0.99	0.00	0.00					
이연부채	Deferred Liability	0.00	0.00	0.00	0.00	0.00	0.00	0.00	0.00	0.00	0.00
퇴직급여충당부채	Pension Liability	0.15	0.26	0.41	0.08	0.73					
장기차입금	Long Term Loan	1.23	0.00	0.17	0.00	0.00					
기타	Other Long TermLiability	-0.40	0.16	-0.18	0.00	-0.48	0.00	0.00	0.00	0.00	0.00
부채총계	Total Liability	9.53	7.97	8.32	5.45	5.99	5.98	5.98	5.98	5.98	5.98
자본금	Paid-in Capital	1.34	1.34	1.75	1.83	2.25	2.25	2.25	2.25	2.25	2.25
자본잉여금	Additional Paid-in Capital	6.49	6.49	8.15	9.12	17.45	17.45	17.45	17.45	17.45	17.45
자본조정	Paid-in Capital Adjustment	0.00	0.00	0.00	0.00	-0.54	0.00	0.00	0.00	0.00	0.00
기타포괄손익누계액		0.00	0.31	0.84	0.48	0.47					
이익잉여금	Retained Earnings	-6.23	-5.54	-3.18	3.17	3.37	3.51	3.71	3.86	4.03	4.21
자본총계	Stockholder's Equity	1.60	2.60	7.55	14.61	22.99	23.21	23.40	23.56	23.73	23.91
	Stockholder's Equity + Liability	11.13	10.57	15.87	20.05	28.98	29.19	29.38	29.54	29.71	29.89
	Variance	0.00	0.00	-0.01	0.00	0.00	0.67	2.45	4.22	6.01	7.89

		Dec-06	Dec-07	Dec-08	Dec-09	Dec-10	Dec-11	Dec-12	Dec-13	Dec-14	Dec-15
당기순이익	Net Income	(3.29)	0.69	2.37	6.05	0.21	0.14	0.20	0.16	0.17	0.18
현금유출이없는비용	Non-Cash Flow Expense (+)	2.77	2.12	2.12	2.30	2.55	2.37	2.30	2.33	2.37	2.38
유형자산감가상각비	Depreciation	0.61	0.50	0.76	0.69	1.14	0.79	0.67	0.68	0.73	0.80
무형자산상각비	Amortization	0.46	0.08	0.28	0.09	0.10	0.28	0.14	0.15	0.14	0.17
현금유입이없는수익	Non-Cash Flow Income (-)	0.11	0.23	0.46	0.99	0.41	0.44	0.51	0.56	0.58	0.50
영업활동으로인한자산부채변동	Change in Working Capital	(1.74)	0.34	0.66	0.17	(1.45)	0.00	0.00	0.00	0.00	0.00
기타	Other	0.00	(0.01)	(0.01)	0.01	(0.01)	(0.00)	0.00	0.00	0.00	0.00
영업활동으로인한현금흐름	Cashflow from Operations	(2.37)	2.92	4.68	7.54	0.89	2.07	1.99	1.92	1.95	2.07
비유동자산의증가	Capital Expenditure										
장기투자 증권	Long Term Investment										
무형자산	Intangibles										
기타	Other										
투자활동으로인한현금흐름	Cashflow from Investing	(1.57)	(2.00)	(2.77)	(6.75)	(9.21)	0.00	0.00	0.00	0.00	0.00
배당금의지급	Cash Dividends Paid	0.00	0.00	0.00	0.00	0.00	0	0	0	0	0
자기주식의취득	(Retirement) of Stock	0.00	0.00	0.00	0.00	0.54	0	0	0	0	0
자본금의증가	Issuance of Stock	5.25	0.00	2.06	0.03	8.74	0	0	0	0	0
사채발행비	(Retirement) of Debt										
사채증가	Issuance of Debt										
기타	Other	0.86	(2.50)	(1.35)	(0.46)	(0.07)	0.00	0.00	0.00	0.00	0.00
계무활동으로인한현금흐름	Cashflow from Financing	6.11	(2.50)	0.71	(0.44)	8.13	0.00	0.00	0.00	0.00	0.00
기초현금	Beginning Net Cash	0.18	2.35	0.77	3.39	3.73	3.54	5.60	7.59	9.51	11.47
현금의증가	Change in Cash during Period	2.17	(1.58)	2.62	0.34	(0.20)	2.07	1.99	1.92	1.95	2.07
기말현금	Ending Net Cash	2.35	0.77	3.39	3.73	3.54	5.60	7.59	9.51	11.47	13.53
감가상각비/매출	Depreciation/Sales	5.66%	2.90%	2.44%	2.26%	4.60%	3.57%	3.15%	3.21%	3.36%	3.58%
무형자산상각비/매출	Amortization/Sales	4.22%	0.45%	0.91%	0.28%	0.42%	1.26%	0.66%	0.71%	0.67%	0.74%